

Lighting Plan for THE MAN WHO WAS HAMLET

by George Dillon, 8th February 2009

BACK WALL/CURTAIN

USR


Back Blue
R
(= 119)


Back White


Back Blue
L
(=119)

USL


Tower
Spot
(O.W)

STAGE



Side R
(O.W)


Side L
(O.W)

DSR


Foot Blue
R
(= 119)



Foot White
R
(O.W)


Foot White
L
(O.W)


Foot Blue
L
(= 119)

DSL


AUDITORIUM


Front
Blue R
(=119)


Red
R
(= 106)


Preset
(O.W)


Front Fill
(O.W)


Red
L
(= 106)


Front
Blue L
(=119)

16 SPECIALS (+ 1 non-essential)

6 Footlights: 3 pairs: 2x Sides (O.W), 2x Foot Blues (119), 2x Foot Whites (as shown)

2 Back Blues (119): General wash (please don't use parcans!).

1 Back White:

1 US Spot ('Tower'):

1 Centre: Pool/Spot centre stage (best with a fesnel)

2 Front Blues (119) & 2 Front Reds (106): Wash - used to warm/cool the O/W general, but the reds are also used as a state on their own - (Please don't use parcans!)

1 Front Fill Spot: from near back of Auditorium - only used to pick out eyes with the more 'toppy' specials

1 Spot for Preset: (not essential)

O.W GENERAL COVER - IN ADDITION TO THE SPECIALS ABOVE

(If lighting stock is limited, leave out the non-essential spots)

QUESTIONS?: email george at georgedillon dot com or call oh-seven-seven-one 982 0952

SYMBOL KEY:  Fresnel  Spot  Footlight